

The Northwestern Ohio Lions Eye Bank and the NW Ohio Lions Eye Care Foundation



A History of Service to Our Area

By

Lion Carol R. Kollarits, MD

Founders:

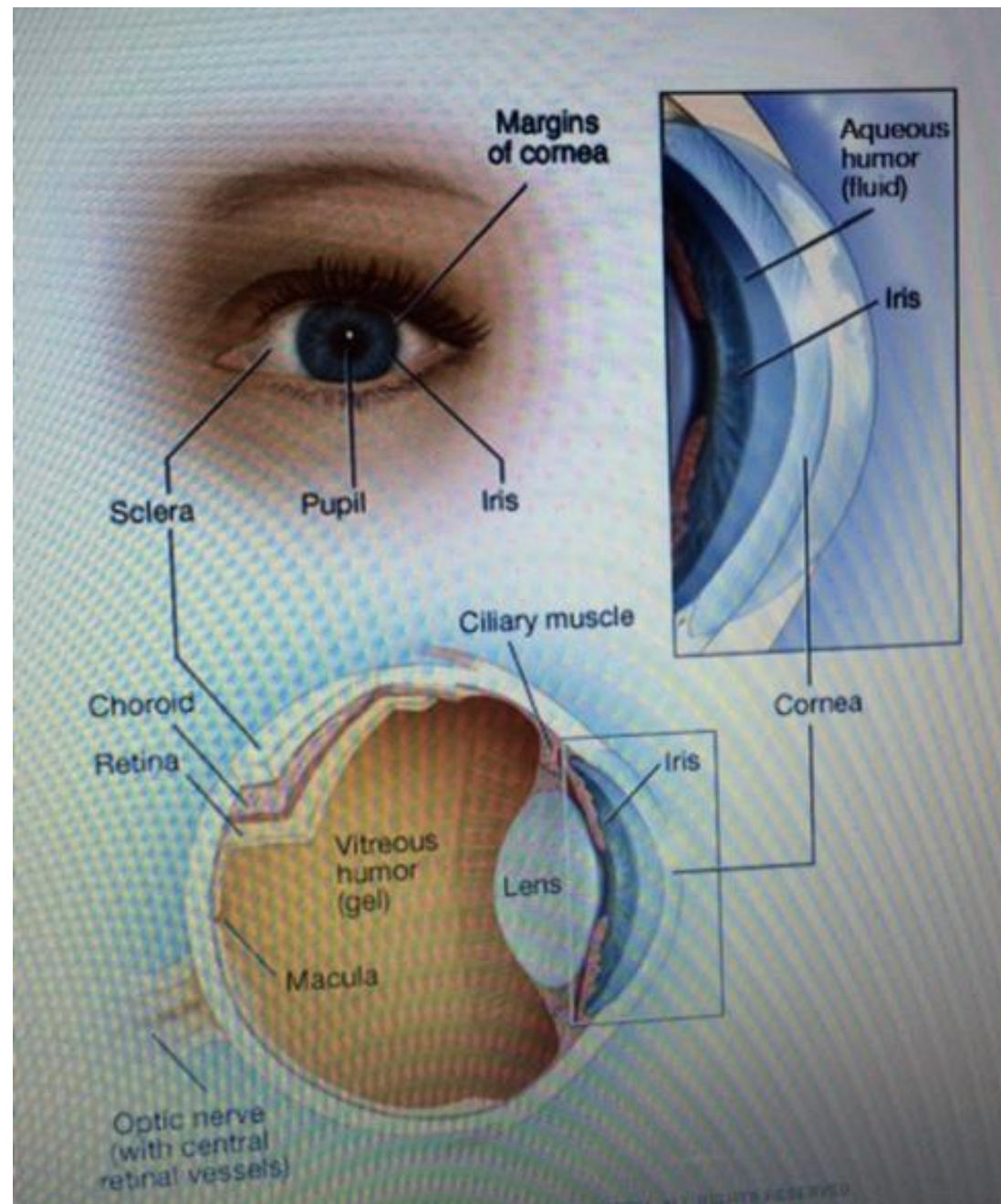
- Robert Oberhouse (Pemberville)
- Lee Black (Maumee)
- Freeman Crampton (Toledo)
- Medical Director: Dr. Richard Torchia

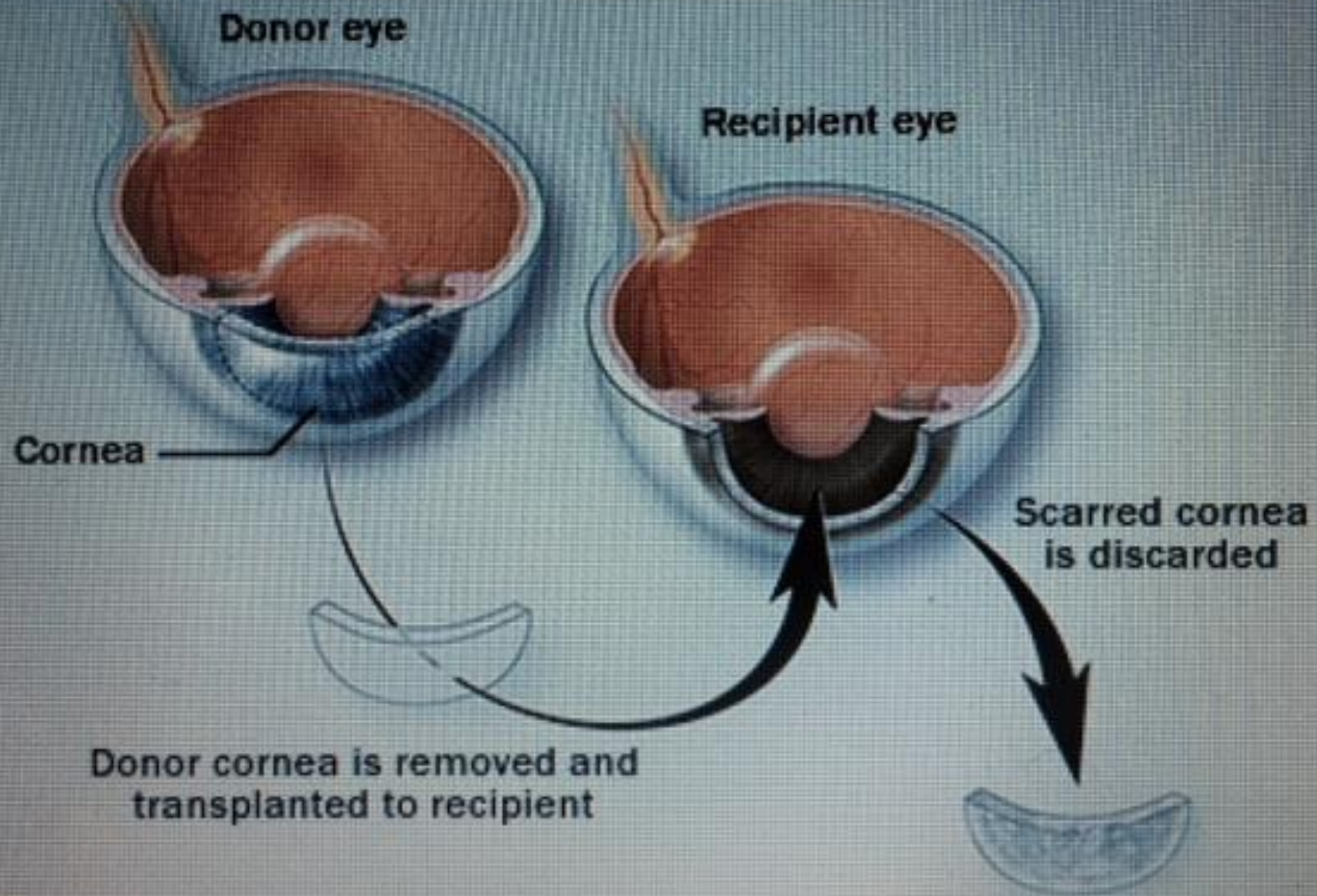
In 1976, Dr. Torchia recruited me to the faculty of the Medical College of Ohio and asked me to become Medical Director of the Eyebank.



PURPOSE OF AN EYEBANK

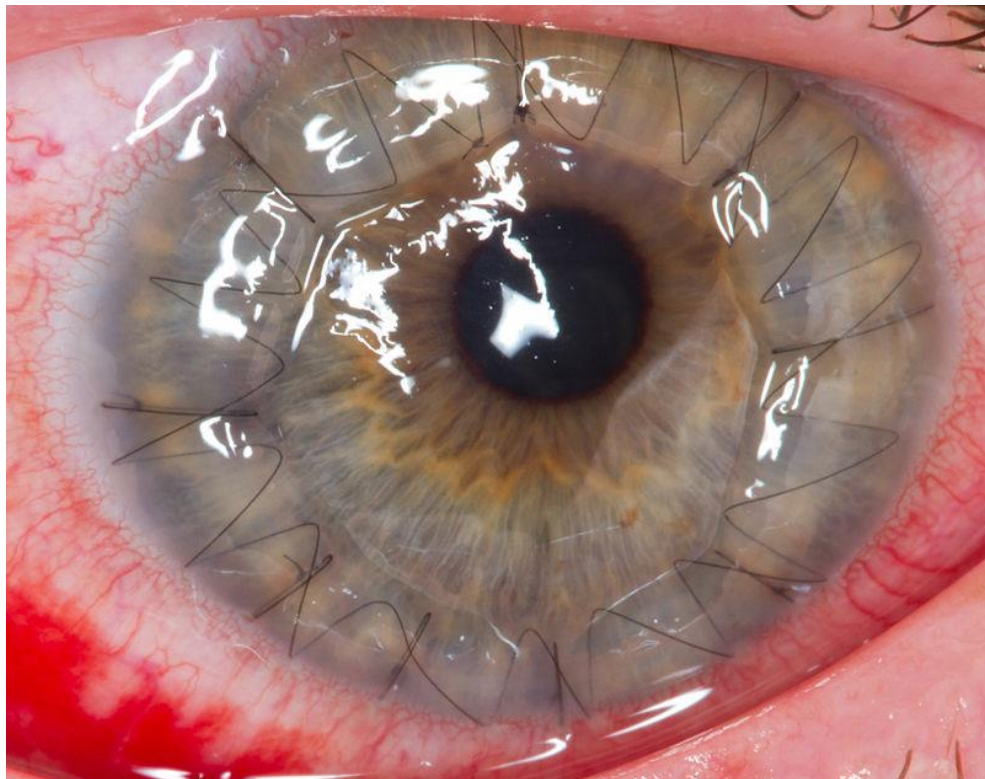
- OBTAIN,
- TRANSPORT,
- AND STORE DONATED EYES FOR
- TRANSPLANTATION OF CORNEAL AND OTHER EYE TISSUE,
- RESEARCH, AND
- PRACTICE SURGERY.



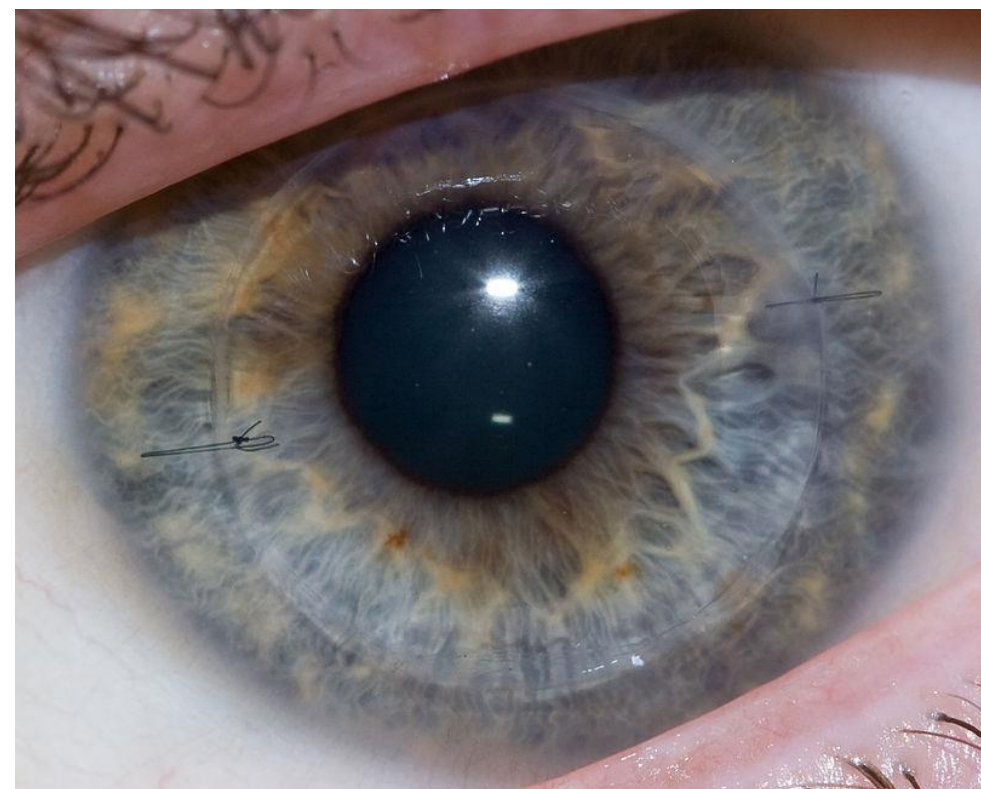


FULL THICKNESS CORNEAL TRANSPLANT

IMMEDIATELY AFTER SURGERY



ONE YEAR AFTER SURGERY



100% SUCCESS IN KERATOCONUS AND KERATOGLOBUS (NO BLOOD VESSELS)



A preoperative (left) and postoperative photo (right) of a DALK case. The case of keratoglobus became complicated with a descemet membrane (DM) rupture and was then repaired. These cases can be successful with proper management. (Photos courtesy of Enrica Sanicola, MD)

Two conditions in which the cornea has an abnormal shape, causing poor vision.

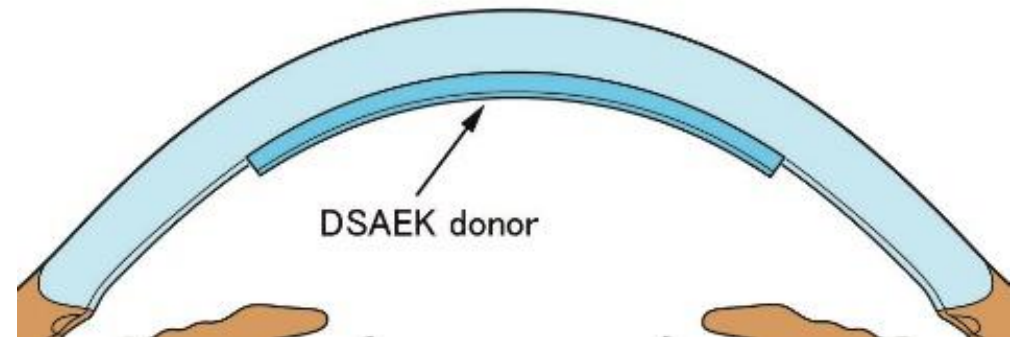
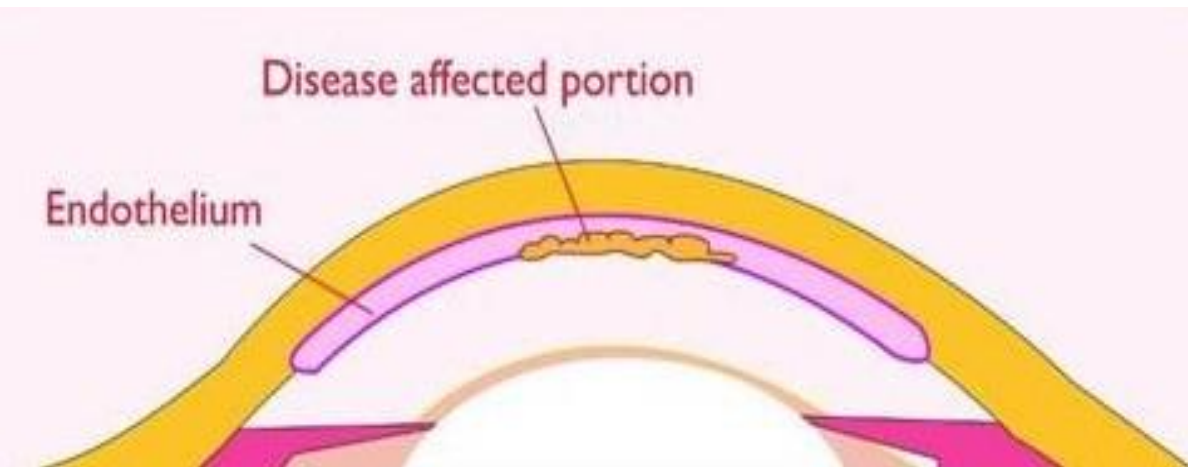
Requires an “old-fashioned” full thickness corneal transplant.

Other cornea problems only need the thin back layer of cornea removed and replaced by the same layer from the back of the donor cornea.

LESS SUCCESSFUL IF BLOOD VESSELS ARE PRESENT
(SCARRING AFTER HERPES INFECTION)



FUCH'S ENDOTHELIAL DYSTROPHY MOST COMMON INDICATION



Improved Clarity of Cornea after transplant

Before



After



Robert and Lu Oberhouse



Dr. Robert Kiess, the residents, and I organized two enucleation courses for area morticians.



1982 · DIVISION OF OPHTHALMOLOGY · 1983
(Seated) Dr. Carol Kollarits, Chairman, Dr. Robert Kiess
(Standing) Dr. Kasha Karol, Dr. Irene Tsironis, Dr. Robert Neville,
Dr. Howard Barnebey, Dr. Larry Jordan, Dr. Ada Hall.

Every eye was used for its best purpose.



Dr. Tom Shealy, MD a second year ophthalmology resident practicing cataract surgery on a donor eye that could not be used for transplantation due to donor having an infection.

Diabetic Retinopathy Screenings



Eye screenings

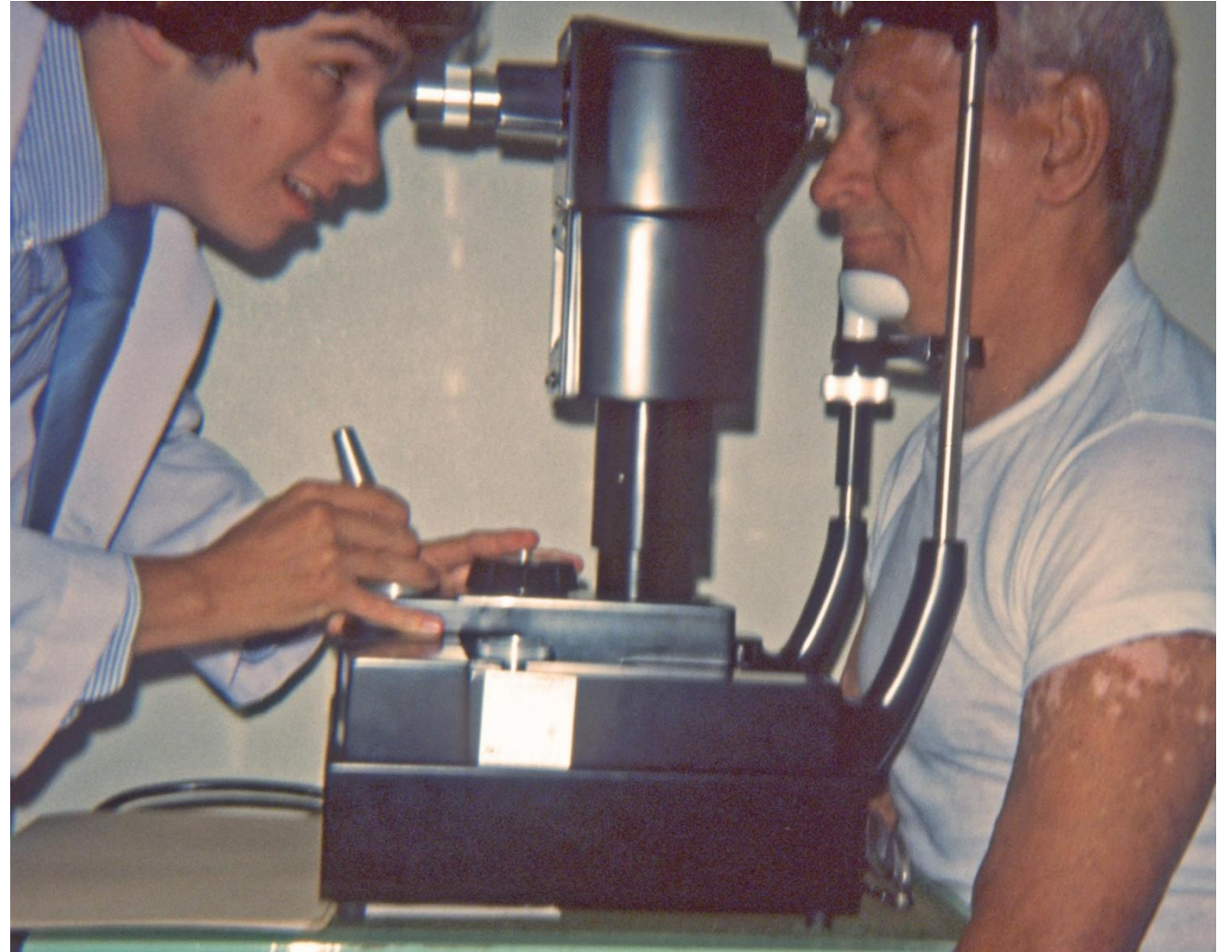
Ophthalmology specialists from Medical College of Ohio at Toledo were in Henry County Friday screening people with diabetes for evidence of eye damage. The three doctors were assisted by Napoleon Lions Club member Gary Studer and his wife, Martha. The free screenings were part of a study being conducted by MCO personnel on the prevalence of small hemorrhages, and worse, in the retinas of people with diabetes. Carol Kollarits, M.D., head of the study, says preliminary testing of rural patients indicates the presence of eye damage is not as high as had previously been suspected. The doctors, pictured with Warren C. Kiefer, Morenci, Michigan, are, from left: Dr. Carol Kollarits, Dr. Ada Hall and Dr. Larry Jordan.

8/82

Two air-puff
Tonometers were
purchased for
glaucoma screening.

Over 30,000 people in NWO
were screened by Lions.

About 300 were referred for
further testing.



Ohio Lions Eye Research Foundation Award

one of many received by the Eye Bank



TEN YEARS

- 100 CORNEAS PER YEAR PROVIDED FREE
- MOST EYEBANKS CHARGED \$1,000 EACH
- OVER \$1,000,000 SAVED
- NEW EXPENSES: HIV TESTING AND ORGAN PROCUREMENT AGENCY “FINDER’S FEE”

Lions Eye Bank West Central Ohio Fee Structure

January 2017

Location Pricing	Cornea	DSEK	DMEK	Whole Sclera	Half Sclera	Glycerin Cornea
In-State Price	\$2,950	\$3,800	\$3,900	\$500	\$375	\$500

(Fee Includes Shipping)

AL AND WANDA MCEWEN

Faithful driver for pickup and delivery of eyes



NATE and ALMA HAMPSHIRE

Couple attended every meeting of Eye Bank & Eyecare Foundation,
Nate was NW Ohio rep to Lions Eye Research Foundation



Thanks to Nate's efforts
MCO and the University
of Toledo received
funding for several
research projects.
Previously such grants
exclusively went to Ohio
State.

Northwest Ohio Lions Eye Care Foundation, Inc.

- Founded as a 501(c)(3) non-profit Corporation March 30, 1988
- Original Trustees:
 - Glen Gamber Pemberville
 - Ford Warren Findlay
 - Wayne Zook Wauseon
 - William Best Delphos
 - Dale Keysor Van Wert
 - Louis Deutschman Portage
- Motto: “Because We Care”

- **Mission:** *To assist individuals, in financial need, within Ohio Lions District 13-OH1 to obtain better vision via surgery, magnification devices, or other medical care beyond the purchase of eyeglasses, white canes, & contacts.*
- Ohio Lions District 13 OH1 encompasses the following counties;
Allen, Auglaize, Defiance, Fulton, Hancock, Hardin, Henry, Logan, Lucas, Mercer, Paulding, Putnam, Shelby, Van Wert, Williams and Wood.
- Past Presidents:
 - Bob Oberhouse
 - Wayne Zook
 - Jim Sugg
 - Ron Meyers
 - Larry Swords
 - Pat Goulding

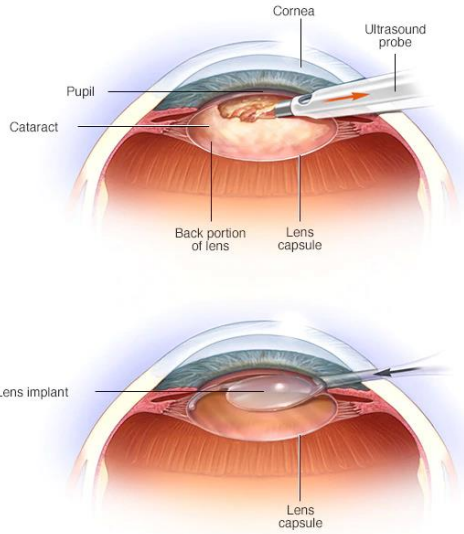
2019-2020 Officers and Directors

- President: PCC Darlene Roll
- VP: Lion Ellie Niejadlik
- Secretary: Lion Bob Segna
- Treasurer: PDG Dan Ritter
- 1-Year Directors: Lions Doug Troutner & Arliss Plaughter
- 2-Year Directors: Lion Joanne Moats & PDG Jack Preston
- Medical Director: Lion Doctor Bob Goulding
- CCTV Coordinator: PDG Ron Meyers
- Chaplin: PDG Sheryl Burnette

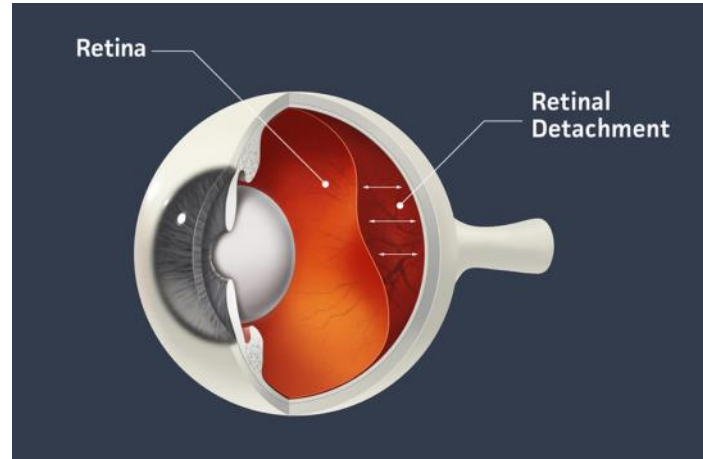
Examples of Vision Services Provided by Foundation

- Free loans of CCTV magnifier vision machines as long as needed
- Cataract Surgery
- Retina Surgery
- Cornea Transplants & Surgeries
- Assisted purchase of expensive special glasses (E-Sight, Bioptic Telescopic)
- Limited vision therapy for Amblyopia (Lazy-Eye), Traumatic Brain Injury & Convergence disorders
- Laser eye treatments for diabetes and diseases

Examples of Vision Surgeries/Therapy




Cataract Surgery

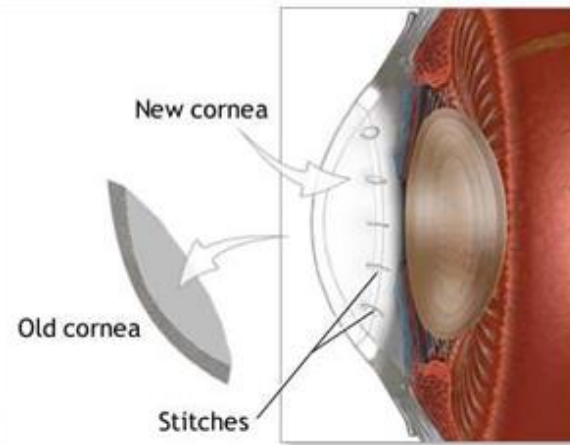
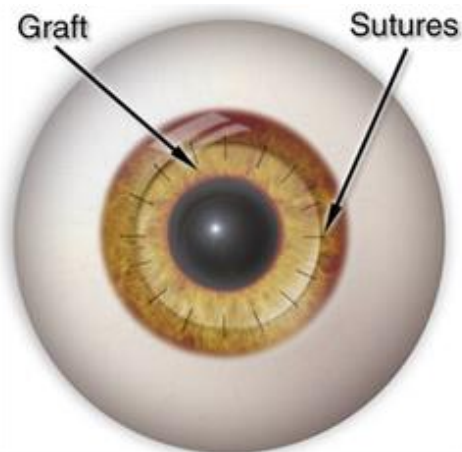


Retina Surgery

Amblyopia (lazy-eye) Therapy



© MAYO FOUNDATION FOR MEDICAL EDUCATION AND RESEARCH. ALL RIGHTS RESERVED.



Cornea Surgery

Examples of Vision Assistance Devices



CCTV (Closed Circuit TV) magnification device for visually impaired. Loaned free as long as individual needs.

Bioptic Telescopic glasses allow persons with reduced visual acuity (distance, low vision) to drive.



eSight glasses enable legally blind persons to see utilizing an internal camera projected on near-to-eye screens.

BOB OBERHOUSE



NORTHWEST OHIO LIONS EYECARE FOUNDATION MEETING

Glen Gamber (l) often brought Bob & Lu Oberhouse (c), Lion Leon Grace in back



WAYNE ZOOK





Wayne Zook of Wauseon, a representative of the Northwest Ohio Lions Eye Care Foundation, presents a Braille and Speak machine to Mrs. Carla Garbo, a Fulton County teacher for the visually impaired. The machine was purchased for a blind child in northwest Ohio.


JIM AND JANET SUGG



**JIM SUGG PASSES
THE GAVEL TO
RON MEYERS**



RON MEYERS DELIVERS A CCTV VISION AID



AFTER 20 YEARS, Dr. KOLLARITS RESIGNED AS MEDICAL DIRECTOR AND WAS REPLACED BY DR. ROBERT GOULDING.



**LARRY
AND
CAROL
SWORDS**



ROBERT AND PAT GOULDING



2018 Statistics

- 4 CCTV Units placed in Venedocia, Celina, Weston & Montpelier
- Supported purchase of Telescopic Lens Glasses for 17 yr-old
- Supported purchase of Bioptic Lens Glasses for 16 yr-old
- 6 Surgery Cases:
 - Retina Hole repair in Toledo for Honduran woman
 - Cataract Surgeries in Lucas Co., Findlay, Toledo, Defiance & Rossford.
- Total Income from donations & other sources \$12,287
- Total Expenses \$8,815 resulting in a positive financial year